



ECONOMY WINDOW LOCKS




METLOCK

TRANSOM LOCK



LOCKING WINDOW CATCH



STAYLOCK

The **ERA Metlock** utilises a high tensile steel bolt to prevent the handle from moving. The steel construction is operated by a standard key and is suitable for most cockspur handles on metal windows.

The **ERA Transom Lock** clamps the window stay to the fixed peg on metal transom windows. It is fully removable to allow normal window opening.

The **ERA Locking Window Catch** is manufactured from steel and brass to hold the window tight against the frame, by a threaded peg and key-operated locknut. It is suitable for most types of windows and small doors. Wedged packing plates are included for tapered frames.

The **ERA Staylock** is suitable for most stays, with or without holes for through-pegs. It fits most wooden casement windows and is fitted with a tamper resistant spring loaded locking system, operated by key.

ORDERING DETAILS

Metlock - Standard Key

White - 2 per card	829-12
--------------------	---------------

Transom Lock - Standard Key

White	825-12
-------	---------------

Spare key for Transom Lock	580-56
----------------------------	---------------

Locking Window Catch - Standard Key

Satin	828-52
-------	---------------

Satin - 4 per card	828-53
--------------------	---------------

Staylock - Standard Key

Brass - 2 per card	820-32
--------------------	---------------

Satin - 2 per card	820-52
--------------------	---------------

Satin - 6 per card	820-53
--------------------	---------------

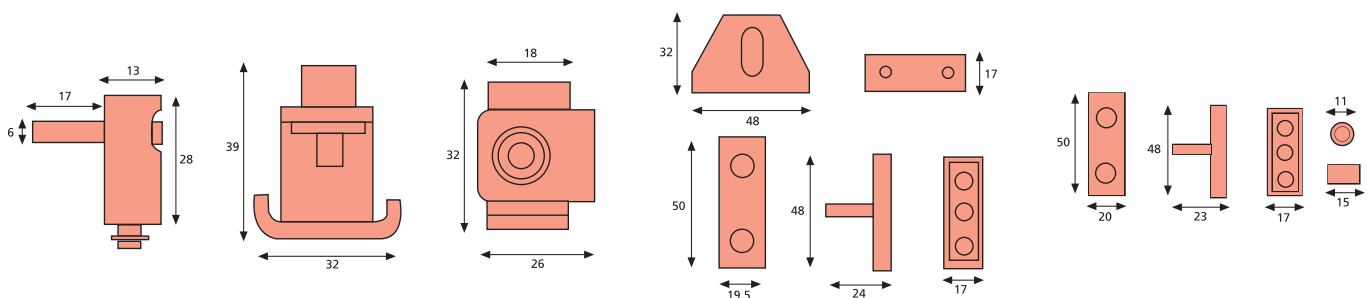
Spare key for Staylock	580-56
------------------------	---------------

Metlock

Transom Lock

Locking Window Catch

Staylock



All dimensions in mm